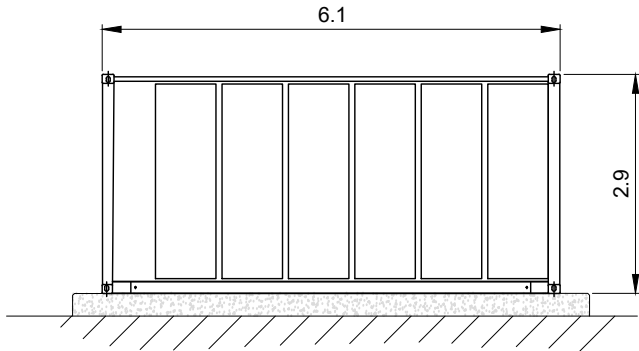
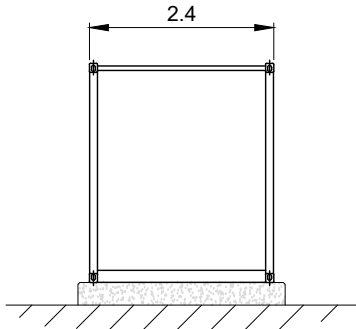


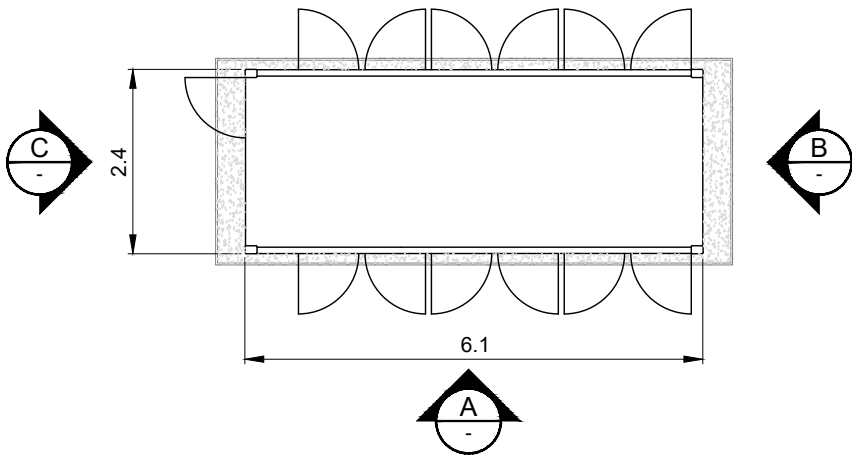
ELEVATION C
SCALE 1:100



ELEVATION A
SCALE 1:100



ELEVATION B
SCALE 1:100



PLAN
SCALE 1:100

- NOTES:
- ALL DIMENSIONS ARE IN METRES UNLESS OTHERWISE STATED.
 - LOCATION OF DOORS IS INDICATIVE ONLY. ACCESS TO BATTERIES MAY BE EXTERNAL FROM SIDE DOORS.
 - BATTERY CONTAINER FOUNDATIONS ARE INDICATIVE ONLY AND SUBJECT TO DETAILED DESIGN.



2	BM	WM	JH	2025-03-03	UPDATED DOOR LOCATION AND PURPOSE TO PLANNING
1	BM	WM	JH	2024-11-04	FIRST ISSUE
ISSUE	DRAWN	CHKD	APPD	DATE	REVISION NOTES
PURPOSE				COORDINATES	
PLANNING				N/A	
SCALE				DATUM	
1:100 @A3				N/A	
LAYOUT DRAWING				T-LAYOUT NO	
N/A				N/A	
PROJECT TITLE					
WESTPORT BESS					
DRAWING TITLE					
BATTERY STORAGE ENCLOSURE					
RES DRAWING NUMBER					REV
05200-RES-BAT-DR-PT-001					2
THIS DRAWING IS THE PROPERTY OF RENEWABLE ENERGY SYSTEMS LIMITED AND NO REPRODUCTION MAY BE MADE IN WHOLE OR IN PART WITHOUT PERMISSION					
res			BEAUFORT COURT, EGG FARM LANE, KINGS LANGLEY, HERTS WD4 8LR. UK TEL +44 (0) 1923 299200 WWW.RES-GROUP.COM		